
Spring 2024

College of the Redwoods



Course Information

Spring, 2024 Syllabus for College of the Redwoods
Psych 11 V6008 Lifespan Development

Heidi Morgan, MA, Ed.D

100% Online, no zoom or in person meetings

No proctored exams

3 units



Heidi Morgan, Fallen Leaf Lake, CA





Instructor Contact Information

Best contact is utilizing the inbox in canvas. If that fails, use heidi-morgan@redwoods.edu (<mailto:heidi-morgan@redwoods.edu>). I check my email almost every day and will respond within 24-48 hours in most cases.

Office hours: Students may email me for a phone or zoom appointment.

Email address: heidi-morgan@redwoods.edu

Note: Students who do not complete the first quiz or discussion the first week of class will be dropped for non-participation on the census date, 1/29. If you decide to drop you will need to drop by 1/26 for a refund.



Catalog Description

A course in the scientific study of human development across the lifespan. The content takes an integrative approach that includes the biological foundations and major theories: psychodynamic, behavioral, social cognitive, contextual (e.g., sociocultural), and cognitive. Topics include prenatal, infant, child, adolescent, and adult development.



Course Student Learning Outcomes

- (1) Analyze how biological, psychological, and social processes affect human development.
- (2) Demonstrate knowledge and understanding representing appropriate breadth and depth in selected content areas of prenatal, infant, child, adolescent, and adult development.
- (3) Analyze and/or apply developmental research in writing.
- (4) Identify and describe classic and contemporary theories and research in lifespan psychology.
- (5) Identify and describe the techniques and methods used by developmental psychologists to study human development.



(6) Identify possible causes or sources of developmental change and reasons for disturbances in the developmental process



Course Objectives (from Course Outline)



The purpose of this course is to introduce students to the field of lifespan development. There are four major sub-goals:

1. To explain how psychological scientists study human development across the lifespan.
2. To introduce students to the body of knowledge and underlying principles that currently exist in the field including biological foundations and major theories: psychodynamic, behavioral, social cognitive, contextual (e.g., sociocultural), and cognitive.
3. To introduce students to the stages of human development including prenatal, infancy, childhood, adolescence, and adulthood.
4. To encourage students to consider the implications and applications of lifespan development in everyday life.



Prerequisites / Co-requisites / Recommended Preparation

Recommend eligibility for English 1A

Required Text

The class requires the textbook: **Human Development: A Cultural Approach** (3rd Ed) by Arnett, Jeffrey Jensen and Jensen, Lene Arnett (2019), Pearson. Textbook (9780134641348) can be purchased new, used, e-book, Revel version, or rented from a commercial vendor such as the College of the Redwoods Bookstore, or direct through Pearson Publishing. If you purchase the Pearson REVEL edition which includes more support information and practice quizzes, be aware that all grading and quizzes required will be within the CANVAS modules and not through REVEL, you will only use Revel for **textbook content**.

Note: We use the 3rd edition, although it is similar to the 1st and 2nd editions in its chapter layout. The earlier editions are less expensive substitutes, although some content and exam answers may not be found in the earlier editions as the quiz questions come the 3rd edition. If you order a hardcopy from a vendor, try to order next day air as the class begins the very first day of class and quizzes start the first week. You may get free access to the REVEL online ebook through Pearson Publishing for 2 weeks only, I've been told. Here is REVEL link



<https://console.pearson.com/enrollment/2s84kp>

(<https://console.pearson.com/enrollment/2s84kp>)

Need a computer?

https://redwoods.libguides.com/about-the-library/laptop_loans

(https://nam12.safelinks.protection.outlook.com/?url=https%3A%2F%2Fredwoods.libguides.com%2Fabout-the-library%2Flaptop_loans&data=05%7C01%7CHeidi-Morgan%40Redwoods.edu%7C9b3f998070bd48ceed9608db169bfbf7%7C8c90edff0a7243a795683eb28b3c8f82%7C0%7C0%7C638128631423067378%7CUnknown%7CTWFpbGZsb3d8eyJWIjoiMC4wLjAwMDAiLCJQIjoiV2luMzliLCJBTil6Iik1haWwiLCJXVCi6Mn0%3D%7C3000%7C%7C%7C&sdata=iH9%2Fz7ZmHqggO5KYwl870GwWgpL1yqxsrS4WdEH4JvE%3D&reserved=0)

[url=https%3A%2F%2Fredwoods.libguides.com%2Fabout-the-library%2Flaptop_loans&data=05%7C01%7CHeidi-Morgan%40Redwoods.edu%7C9b3f998070bd48ceed9608db169bfbf7%7C8c90edff0a7243a795683eb28b3c8f82%7C0%7C0%7C638128631423067378%7CUnknown%7CTWFpbGZsb3d8eyJWIjoiMC4wLjAwMDAiLCJQIjoiV2luMzliLCJBTil6Iik1haWwiLCJXVCi6Mn0%3D%7C3000%7C%7C%7C&sdata=iH9%2Fz7ZmHqggO5KYwl870GwWgpL1yqxsrS4WdEH4JvE%3D&reserved=0](https://nam12.safelinks.protection.outlook.com/?url=https%3A%2F%2Fredwoods.libguides.com%2Fabout-the-library%2Flaptop_loans&data=05%7C01%7CHeidi-Morgan%40Redwoods.edu%7C9b3f998070bd48ceed9608db169bfbf7%7C8c90edff0a7243a795683eb28b3c8f82%7C0%7C0%7C638128631423067378%7CUnknown%7CTWFpbGZsb3d8eyJWIjoiMC4wLjAwMDAiLCJQIjoiV2luMzliLCJBTil6Iik1haWwiLCJXVCi6Mn0%3D%7C3000%7C%7C%7C&sdata=iH9%2Fz7ZmHqggO5KYwl870GwWgpL1yqxsrS4WdEH4JvE%3D&reserved=0))

Course Content

All Course content including Instructions, Lectures, Power points, Videos, Assignments can be found in the modules link, starting with [Welcome and Introductions](#) (<https://redwoods.instructure.com/courses/17913/modules/103055?wrap=1>). Please follow it closely. Deadlines for assignments are also listed on the syllabus, assignment link and canvas calendar.

Student Readiness

Are you ready for online classes? Please take about 15 minutes to review what it means to take an online class by watching the Introduction to Online Learning presentation at: <https://apps.3cmediasolutions.org/oei/modules/intro/> (<https://apps.3cmediasolutions.org/oei/modules/intro/>)





Educational Accessibility & Support

College of the Redwoods is committed to providing reasonable accommodations for qualified students who could benefit from additional educational support and services. You may qualify if you have a physical, mental, sensory, or intellectual condition which causes you to struggle academically, including but not limited to:

- Mental health conditions such as depression, anxiety, PTSD, bipolar disorder, and ADHD



- Common ailments such as arthritis, asthma, diabetes, autoimmune disorders, and diseases
- Temporary impairments such as a broken bone, recovery from significant surgery, or a pregnancy-related disability
- A learning disability (e.g., dyslexia, reading comprehension), intellectual disability, autism, or acquired brain injury
- Vision, hearing, or mobility conditions

Available services include extended test time, quiet testing environments, academic assistance and tutoring through the [LIGHT Center](https://www.redwoods.edu/dsps/DSPS-Home/LIGHT-Center) , counseling and advising, alternate formats of course materials (e.g., audio books, braille, E-texts), assistive technology, learning disability assessments, approval for personal attendants and service animals, interpreters, priority registration, on-campus transportation, adaptive physical education and living skills courses, and more. If you believe you might benefit from disability- or health-related services and accommodations, please contact [Disability Services and Programs for Students \(DSPS\)](https://www.redwoods.edu/dsps/)  [\(https://www.redwoods.edu/dsps/\)](https://www.redwoods.edu/dsps/). If you are unsure whether you qualify, please contact DSPS for a consultation: dsps@redwoods.edu. (<mailto:dsps@redwoods.edu>)

If you are taking online classes, DSPS will email approved accommodations for distance education classes to your instructor. In the case of face-to-face instruction, please present your written accommodation request to your instructor at least one week before the needed accommodation so that necessary arrangements can be made. Last minute arrangements or post-test adjustments usually cannot be accommodated.

Eureka: 707-476-4280, Student Services Building, first floor
 Del Norte: 707-465-2324, Main Building, near the library
 Klamath-Trinity: 707-476-4280



Student Support Services

Good information and clear communication about your needs will help you be successful. Please let your instructor know about any specific challenges or technology limitations that might affect your participation in class. College of the Redwoods wants every student to be successful.

The following online resources are available to support your success as a student:



- [CR-Online \(https://www.redwoods.edu/online\)](https://www.redwoods.edu/online) (Comprehensive information for online students)
- [Library Articles & Databases \(https://redwoods.libguides.com/az.php\)](https://redwoods.libguides.com/az.php)
- [Canvas help and tutorials \(https://webapps.redwoods.edu/tutorial/\)](https://webapps.redwoods.edu/tutorial/)
- [Online Student Handbook \(https://www.redwoods.edu/Portals/72/Documents/Students/CR-OnlineStudentHandbook.pdf\)](https://www.redwoods.edu/Portals/72/Documents/Students/CR-OnlineStudentHandbook.pdf)
- [Online Tutoring ResourcesLinks to an external site. \(https://nam12.safelinks.protection.outlook.com/?url=https%3A%2F%2Fredwoods.libguides.com%2FTutoring%2FOnline&data=05%7C01%7CAmber-Atkins%40Redwoods.edu%7Cbcfe068f8aca4941dde408daee9eaea9%7C8c90edff0a7243a795683eb28b3c8f82%7C0%7C0%7C638084662554822741%7CUnknown%7CTWFpbGZsb3d8eyJWljiMC4wLjAwMDAiLCJQIjoiV2luMzliLCJBTil6lk1haWwiLCJXVCi6Mn0%3D%7C3000%7C%7C%7C&sdata=IPQnFsRsujkzGkSNI2eqR4ofcCFQuSN6PcfuoYRnp5s%3D&reserved=0\)](https://nam12.safelinks.protection.outlook.com/?url=https%3A%2F%2Fredwoods.libguides.com%2FTutoring%2FOnline&data=05%7C01%7CAmber-Atkins%40Redwoods.edu%7Cbcfe068f8aca4941dde408daee9eaea9%7C8c90edff0a7243a795683eb28b3c8f82%7C0%7C0%7C638084662554822741%7CUnknown%7CTWFpbGZsb3d8eyJWljiMC4wLjAwMDAiLCJQIjoiV2luMzliLCJBTil6lk1haWwiLCJXVCi6Mn0%3D%7C3000%7C%7C%7C&sdata=IPQnFsRsujkzGkSNI2eqR4ofcCFQuSN6PcfuoYRnp5s%3D&reserved=0)

To learn more about the resources available to you, click on a title bar below, or click the down arrow to expand them all.


Klamath-Trinity students can contact the CR KT Office for specific information about student support services at 530-625-4821



Community College Student Health and Wellness ▲

If you are in distress or are with someone at risk right now, call the National Suicide Prevention Lifeline at 1-800-273-TALK (8255) or TEXT 741-741

Timely Care

When you're feeling under the weather physically or distressed mentally, you can find the help you're looking for in just a few quick taps. Students can schedule an appointment anytime via phone, video, and chat. Visit [TimelyCARE](https://www.timelycare.com/redwoods)  [\(https://www.timelycare.com/redwoods\)](https://www.timelycare.com/redwoods).

Mental Health Counseling

Students should text, email, or fax Shawna Bell directly for scheduling and/or services.
 Contact info
 Text: 707-496-2856



Email: shawnabmft@gmail.com (<mailto:shawnabmft@gmail.com>)

Fax: 707-237-2318 (voicemail can be left via fax)

Wellness Central

Resources, tools, and trainings regarding health, mental health, wellness, basic needs and more designed for California community college students, faculty and staff are available on the California Community Colleges [Wellness Central](https://cvc.edu/wellness/) [↗](https://cvc.edu/wellness/) (<https://cvc.edu/wellness/>).

Counseling

[Counseling & Advising](https://www.redwoods.edu/counseling/) [↗](https://www.redwoods.edu/counseling/) (<https://www.redwoods.edu/counseling/>) can assist students in need of academic advising and professional counseling services. Visit the Welcome Center in the lower level of the student services building Monday –Friday 9am – 4pm (during the semester, summer hours may vary).

Basic Needs Center

[The Basic Needs Center](https://www.redwoods.edu/student-services/Home/Basic-Needs) [↗](https://www.redwoods.edu/student-services/Home/Basic-Needs) (<https://www.redwoods.edu/student-services/Home/Basic-Needs>) provides for the health and safety of students by providing access to healthy food, financial resources, and referrals to safe and secure housing. Students can also [submit a request for services and information](https://cm.maxient.com/reportingform.php?Redwoods&layout_id=7) [↗](https://cm.maxient.com/reportingform.php?Redwoods&layout_id=7) (https://cm.maxient.com/reportingform.php?Redwoods&layout_id=7) online.

Contact info

Phone: 707-476-4153

Email: the-grove@redwoods.edu

Learning Resource Center

Learning Resource Center includes the following resources for students:

- [Library Services](https://www.redwoods.edu/library/) (<https://www.redwoods.edu/library/>) to promote information literacy and provide organized information resources.
- [Multicultural & Diversity Center](https://www.redwoods.edu/student-services/Home/Multicultural-and-Diversity-Center) (<https://www.redwoods.edu/student-services/Home/Multicultural-and-Diversity-Center>)
- [Academic Support Center](https://nam12.safelinks.protection.outlook.com?url=https%3A%2F%2Fwww.redwoods.edu%2Fasc%2F&data=05%7C01%7CAmber-Atkins%40Redwoods.edu%7Cbcfe068f8aca4941dde408daee9eaea9%7C8c90edff0a724) (<https://nam12.safelinks.protection.outlook.com?url=https%3A%2F%2Fwww.redwoods.edu%2Fasc%2F&data=05%7C01%7CAmber-Atkins%40Redwoods.edu%7Cbcfe068f8aca4941dde408daee9eaea9%7C8c90edff0a724>)



[3a795683eb28b3c8f82%7C0%7C0%7C638084662554822741%7CUnknown%7CTWFpbGZsb3d8eyJWIjoiMC4wLjAwMDAiLCJQIjoiV2luMzliLCJBTil6Ik1haWwiLCJXVCI6Mn0%3D%7C3000%7C%7C%7C&sdata=Riz9ZxeBWEWFm69aT5OdlldMsHyFsoonUcvZJLf5yQ1I%3D&reserved=0\)](https://www.redwoods.edu/student-services/Home/EOPS) – offers tutoring and test proctoring for CR students.

- **Student Tech Help** (<https://nam12.safelinks.protection.outlook.com/?url=https%3A%2F%2Fwww.redwoods.edu%2Fsts&data=05%7C01%7CAmber-Atkins%40Redwoods.edu%7Cbcfe068f8aca4941dde408daee9eaea9%7C8c90edff0a7243a795683eb28b3c8f82%7C0%7C0%7C638084662554822741%7CUnknown%7CTWFpbGZsb3d8eyJWIjoiMC4wLjAwMDAiLCJQIjoiV2luMzliLCJBTil6Ik1haWwiLCJXVCI6Mn0%3D%7C3000%7C%7C%7C&sdata=%2FJ23kPg%2FGw0UgR98LB1fPf7Gik7JzRZUBESsb1Vzf%2BQ%3D&reserved=0>) – provides students with assistance around a variety of tech problems.

Extended Opportunity Programs & Services (EOPS) ▲

[Extended Opportunity Programs & Services \(EOPS\)](https://www.redwoods.edu/student-services/Home/EOPS)

<https://www.redwoods.edu/student-services/Home/EOPS> provides services to eligible income disadvantaged students including: textbook awards, grants, career academic and personal counseling, transportation assistance, tutoring, laptop, calculator and textbook loans, priority registration, graduation cap and gown, workshops, and more!

TRiO Student Success Program ▲

The TRiO Student Success Program provides eligible students with a variety of services including trips to 4-year universities, career assessments, and peer mentoring. Students can apply for the program in **Eureka** (<https://www.redwoods.edu/trio/eureka>) or in **Del Norte** (<https://www.redwoods.edu/delnorte/TRiO>).

Veterans Resource Center ▲

The **Veteran's Resource Center** (<https://www.redwoods.edu/student-services/Home/Vets>) supports and facilitates academic success for Active Duty Military, Veterans and Dependents attending CR through relational advising, mentorship, transitional assistance, and coordination of military and Veteran-specific resources.

CalWORKS ▲



CalWORKs [↗ \(https://www.redwoods.edu/calworks\)](https://www.redwoods.edu/calworks) – California Work Opportunity & Responsibility to Kids (CalWORKs). Provides supportive services to student parents with children under the age of 18, who are receiving cash assistance (TANF benefits), to become self-sufficient. Services include: transportation assistance, basic student supplies, tutoring, priority registration, laptop and calculator loans, career, academic, and personal counseling.



Evaluation & Grading Policy

Student Commitment

Your commitment will require at least as much time as you dedicate to a traditional class. A typical three credit hour class will require about nine hours per week of your time. For summer classes, you would double this time commitment. You will need to carefully read online lectures and textbook chapters, watch online videos, participate in online discussions, and complete weekly quizzes. Conscientiousness, attention to details, and college-level reading/writing are critical for success. Please set your notifications to receive my emails and announcements. Make sure to read all my comments/feedback on your assignments.

Instructor Commitment

I dedicate as much or more time to this class compared to a traditional class. I will access the class website regularly and respond to posted questions and messages within 48 hours (less reliable on weekends). Grades for quizzes are available after they close. Grading on Discussions is generally 1 week after deadlines. Additionally, I read every discussion forum post and occasionally participate. There is also regular instructor-based communication with weekly announcements, lectures, evaluative feedback to your discussion posts and exams, and emails/messages to students who fall behind.

Student Support

Good information and clear communication about your needs will help you be successful. Please let your instructor know about any specific challenges or technology limitations that might affect your participation in class. College of the Redwoods wants every student to be successful.

Regular Contact



The instructor will initiate regular effective contact and maintain substantive interaction by including elements such as timely (within one week) and substantive feedback using a scoring rubric on course assignments including discussion forums and access to correct answers on weekly quizzes. Instructor-prepared materials (videos and/or lectures) are used to create a virtual equivalent of face-to-face classes.

Evaluation & Grading Policy

Chapter Quizzes (220 points) There will be a multiple-choice quiz on each chapter based on the textbook readings. Questions are randomly drawn from a pool and you have 2 hours to complete the quiz. Quizzes are open for one week and are open book. You can only take the quiz once, but your two lowest scores will be dropped from your final grade. There are no makeup quizzes. Correct answers are available after the deadline. You will find the quizzes in the Modules, Assignments and Quiz link.

Class Discussions (240 points) There will be a discussion question on each chapter based on questions posted and video prompts. You may earn up to 20 points per discussion. This is an important and required part of the class and provides you an opportunity to engage with other students. Grading is based on your initial response to the prompt (14 pts possible) and a response to at least 2 fellow students, commenting on their post and asking them a question (6 pts possible). Please see detailed grading rubric in the Discussion Board and Modules in the Canvas course for more detail. Posts are due on the deadline. You have one day grace period after the deadline to post but will lose 3 points. Your two lowest or missed scores will be dropped from your final grade. Be sure to respond to our first Discussion [Welcome and Student Introductions](#)

(https://redwoods.instructure.com/courses/17913/discussion_topics/271098?wrap=1). The discussion forum is accessed in the Modules link, Assignments and Discussion Board.

Midterm: Research Application Essay (50 pts) This will be a 5-10 (max) page term paper connecting developmental stages to your life experience. Please see detailed guidelines in the Course Modules in CANVAS. 5 pts deducted for each day late.

Exams (30 pts) There will be a short quiz on the syllabus requirements the first week of class. (10 pts) There will be a final exam multiple choice quiz based on the course student learning outcomes (listed at the beginning of this syllabus) at the end of class. (20 pts)

Extra Credit/Make-up policy (20 pts) You may earn 20 extra credit points towards your grade by completing the Course evaluation at the end of class. There are no make-ups for missed work, so please review the course calendar/assignment deadlines and write them down. If a student misses 3 or more assignments in a row and is failing the class, I may drop the student with a W, but it is the student's responsibility to drop a class, to avoid a failing grade. Please



contact me if you do not wish to be dropped with a W in that event. I suggest completing work at least 2 days before the deadline so you don't miss anything, given Murphy's Law.

Class Schedule

All course content (except textbook) is in the Modules section of CANVAS. Students should read all information in the modules including Instructions, Lecture notes, Power points, videos and any supplemental videos or readings. The corresponding chapter in the textbook should be read before completing the quizzes. Please note these deadlines in your calendar. You may also look at the calendar in CANVAS to review deadlines.

<u>Deadline</u>	<u>Topic</u>	<u>Assignments Due</u>
1/20	Course Syllabus	Syllabus Quiz, Intro DQ
1/27	Ch 1: Intro to Human Development	Ch 1 Quiz and Discussion
2/3	Ch 2: Genetics and Prenatal Development	Ch 2 Quiz and Discussion
2/10	Ch 3: Birth and the Newborn	Ch 3 Quiz and Discussion
2/17	Ch 4: Infancy	Ch 4 Quiz and Discussion
2/24	Ch 5: Toddlerhood	Ch 5 Quiz and Discussion
3/2	Ch 6: Early Childhood	Ch 6 Quiz and Discussion
3/9	Ch 7: Middle Childhood	Ch 7 Quiz and Discussion
3/11-3/16	Spring Break	
3/23	Midterm Research Paper Due	Paper
3/30	Ch 8: Adolescence	Ch 8 Quiz and Discussion
4/6	Ch 9: Emerging Adulthood	Ch 9 Quiz and Discussion
4/13	Ch 10: Young Adulthood	Ch 10 Quiz and Discussion
4/20	Ch 11: Middle Adulthood	Ch 11 Quiz and Discussion
4/27	Ch 12: Late Adulthood	Ch 12 Quiz and Discussion
5/4	Ch 13: Death/Afterlife Beliefs	Ch 13 Quiz and Discussion
5/8	Final Exam Student Learning Outcomes	Final, Course evaluation, Goodbyes



Grading Criteria:

Ch Quizzes 220 pts

Discussions 240 pts

Midterm paper 50 pts

Syllabus Quiz 10 pts

Final/SLO exam 20 pts

Course evaluation (extra credit) 20 pts

Total possible points: 540 pts

480-540=A

420-479=B

360-419=C

300-359=D

Below 299=F




Fake Student Policy

Fraudulent enrollments are on the rise. To ensure that real students can get seats in the class, no shows will be dropped in the middle of the first week of classes. Also, if you are suspected of being a bot, you will be dropped from the class. If you have been dropped but are a real student, please contact your instructor right away to be reinstated in the class.



Spring 2024 Dates

Date	To Remember
January 12	Last day to register for classes (day before the first class meeting)

A small menu icon consisting of three horizontal lines, located at the bottom right corner of the table.


Date	To Remember
January 13	Classes begin
January 15	Martin Luther King, Jr.'s Birthday Holiday (District-wide closure)
January 19	Last day to add a class
January 26	Last day to drop without a "W" and receive a refund
January 29	Census Date (20% of class)
February 16	Lincoln's Birthday Holiday (District-wide closure)
February 19	President's Day Holiday (District-wide closure)
March 7	Last day to petition to graduate
March 29	Last day for student initiated withdrawal (62.5% of class)
March 29	Last day for faculty initiated withdrawal (62.5% of class)
March 11-16	Spring break (no classes)
May 4-10	Final Examinations
May 10	Last day to file for P/NP Option
May 10	Semester Ends
May 17	Grades due
May 24	Grades available



Academic Dishonesty

In the academic community, the high value placed on truth implies a corresponding intolerance of scholastic dishonesty. In cases involving academic dishonesty, determination of the grade and of the student's status in the course is left primarily to the discretion of the faculty member. In such cases, where the instructor determines that a student has demonstrated academic dishonesty, the student may receive a failing grade for the assignment and/or exam and may be reported to the Chief Student Services Officer or designee. The Student Code of Conduct ([AP 5500](https://go.boarddocs.com/ca/redwoods/Board.nsf/Public?open&id=policies)) is available on the College of the Redwoods website. Additional information about the rights and responsibilities of students, Board policies, and administrative procedures is located in the [College Catalog](https://www.redwoods.edu/catalog) and on the [College of the Redwoods website](https://www.redwoods.edu/).








AI Use Class Policy

Recent advancements in generative artificial intelligence (AI) have made large language models such as ChatGPT and Google's Bard widely available. However, overuse of these tools in this class can undermine your learning and curtail the development of your critical and creative thinking skills. In addition, AI outputs are often unreliable and frequently subject to bias. For these reasons, the policy of this class is that **AI cannot be used at any point in the completion of class assignments**, including discussion posts. Any or all of your assignment submissions and discussion posts may be screened by AI detection software, but the real penalty for AI misuse is that you will miss out on an opportunity to learn.



Disruptive Behavior

Student behavior or speech that disrupts the instructional setting will not be tolerated. Disruptive conduct may include, but is not limited to: unwarranted interruptions; failure to adhere to instructor's directions; vulgar or obscene language; slurs or other forms of intimidation; and physically or verbally abusive behavior. In such cases where the instructor determines that a student has disrupted the educational process, a disruptive student may be temporarily removed from class. In addition, the student may be reported to the Chief Student Services Officer or designee. The Student Code of Conduct ([AP 5500](#) ) (<https://go.boarddocs.com/ca/redwoods/Board.nsf/Public?open&id=policies>.) is available on the College of the Redwoods website. Additional information about the rights and responsibilities of students, Board policies, and administrative procedures is located in the [College Catalog](#) ) (<https://www.redwoods.edu/catalog>) and on the [College of the Redwoods website](#)  (<https://www.redwoods.edu>).



Inclusive Language in the Classroom





College of the Redwoods aspires to create a learning environment in which all people feel comfortable in contributing their perspectives to classroom discussions. It therefore encourages instructors and students to use language that is inclusive and respectful.





DEIA+A Commitment Statement

Using the "I" voice:

Each of us is responsible for creating and maintaining inclusive environments. Inclusive environments require us to work to identify, examine, and limit the ways our implicit social biases impact our actions. I believe learning can happen when diversity and individual differences are understood, respected, appreciated & recognized as a source of strength, benefit and resource. Incidents of bias, discrimination, and microaggressions do occur, whether intentional or unintentional. These things contribute to creating unwelcoming environments for individuals and groups at our college. I encourage anyone who experiences or observes environments at our college that become unfair or hostile on the basis of peoples' identities to speak out for justice and support. Speaking out can take place within the moment of the incident or after the incident has passed. Anyone can share these experiences with a trusted CR faculty/staff/administrator, or by using the following CR resources: [Unlawful Discrimination Complaint Form](https://www.redwoods.edu/Portals/0/_Students/unlawful-discrimination-form-2020.03.24.pdf)  (https://www.redwoods.edu/Portals/0/_Students/unlawful-discrimination-form-2020.03.24.pdf); [Non-Academic Complaint](https://www.redwoods.edu/Students/Student-Complaint-Process#NAC)  (<https://www.redwoods.edu/Students/Student-Complaint-Process#NAC>); [Title IX](https://www.redwoods.edu/student-services/Home/Title-IX)  (<https://www.redwoods.edu/student-services/Home/Title-IX>); [Grade Change](https://www.redwoods.edu/Students/Student-Complaint-Process#GCC)  (<https://www.redwoods.edu/Students/Student-Complaint-Process#GCC>)



Canvas

Canvas Information

Log into Canvas at [My CR Portal](http://www.redwoods.edu/sso)  (<http://www.redwoods.edu/sso>)

For help logging in to Canvas, visit [My CR Portal](http://www.redwoods.edu/sso).  (<http://www.redwoods.edu/sso>)

For help with Canvas once you're logged in, click on the Help icon on the left menu.

For tech help, email its@redwoods.edu (<mailto:its@redwoods.edu>) or call 707-476-4160

Canvas online orientation workshop: [Canvas Student Orientation Course \(instructure.com\)](https://redwoods.instructure.com/courses/6781) (<https://redwoods.instructure.com/courses/6781>)

Computer Skills

Online courses require adequate computer skills. You should be able to navigate the Canvas course website, read and watch online assignments, participate in online discussions, take





online timed quizzes, and submit an essay. It is your responsibility to meet the technological demands of the course.

Computer Requirements: • Internet Access: Broadband services from cable, DSL, or satellite providers as there are required multimedia assignments. You need to have reliable access to the internet at least two times a week for the full course session. Anticipate problems with your computer and internet access (including power outages) by not waiting until the last minute to submit assignments. It is your responsibility to meet the class deadlines.


- Computers: You should plan on doing most of your work (especially exams and assignments) from a reasonably recent model notebook or desktop computer (Mac or PC). Do NOT participate in this class solely from a portable device. (phones)
- Portable Devices: You can use recent model portable devices (such as Android or iOS phones & tablets) for some things in this class. If you do decide to use your portable device for some of your class work, use the free Canvas app (called “Canvas by Instructure”) available in iTunes (for iOS) and the Google Play Store (for Android).
- I do not recommend connecting to Canvas using a web browser on a portable device. Your experience with Canvas will be a lot better using the app. • Browsers - You will need to use the most recent version of one of the following browsers to best access the course and activities; Mozilla Firefox (10 or higher), Chrome (54.0.2840.99 m or higher), or Safari (1.2 or higher). I do not recommend using Internet Explorer as it does not work properly with Canvas.

Setting Your Preferred Name in Canvas

Students have the ability to have an alternate first name and pronouns to appear in Canvas. Contact [Admissions & Records](https://www.redwoods.edu/admissions/Forms)  (<https://www.redwoods.edu/admissions/Forms>) to request a change to your preferred first name and pronoun. Your Preferred Name will only be listed in Canvas. This does not change your legal name in our records. See the [Student Information Update form](https://www.redwoods.edu/Portals/28/A.R.Forms.Docs/Miscellaneous/Student%20Information%20Update.pdf)  (<https://www.redwoods.edu/Portals/28/A.R.Forms.Docs/Miscellaneous/Student%20Information%20Update.pdf>).




Emergency Procedures / Everbridge

College of the Redwoods has implemented an emergency alert system called Everbridge. In the event of an emergency on campus you will receive an alert through your personal email and/or phones. Registration is not necessary in order to receive emergency alerts. Check to make sure your contact information is up-to-date by logging into [WebAdvisor](#) 



(<https://webadvisor.redwoods.edu>) and selecting 'Students' then 'Academic Profile' then 'Current Information Update.'

Please contact Public Safety at 707-476-4112 or security@redwoods.edu (<mailto:security@redwoods.edu>) if you have any questions. For more information see the [Redwoods Public Safety Page](https://www.redwoods.edu/publicsafety)  (<https://www.redwoods.edu/publicsafety>).

In an emergency that requires an evacuation of the building anywhere in the District:



- Be aware of all marked exits from your area and building
- Once outside, move to the nearest evacuation point outside your building
- Keep streets and walkways clear for emergency vehicles and personnel

Do not leave campus, unless it has been deemed safe by the campus authorities.



To learn more about campus-specific Emergency Procedures, click on a title bar below, or click the down arrow to expand them all.



Del Norte Campus Emergency Procedures

Please review the [Crescent City campus emergency map](https://www.redwoods.edu/Portals/70/pdfs/DN%20CampusSafetyMap_010819-2.pdf)  (https://www.redwoods.edu/Portals/70/pdfs/DN%20CampusSafetyMap_010819-2.pdf) for campus evacuation sites, including the closest site to this classroom (posted by the exit of each room). For more information, see the [Redwoods Public Safety Page](https://www.redwoods.edu/publicsafety)  (<https://www.redwoods.edu/publicsafety>).

Eureka Campus Emergency Procedures

Please review the [campus emergency map](https://internal.redwoods.edu/Portals/180/Maps%20and%20Phone%20Lists/EurekaMaps_Emergency_F19.pdf?ver=2020-02-18-112433-920×tamp=1628553718609)  (https://internal.redwoods.edu/Portals/180/Maps%20and%20Phone%20Lists/EurekaMaps_Emergency_F19.pdf?ver=2020-02-18-112433-920×tamp=1628553718609) for evacuation sites, including the closest site to this classroom (posted by the exit of each room). For more information on Public Safety go to the [CR Police Department Public Safety](https://www.redwoods.edu/publicsafety)  (<https://www.redwoods.edu/publicsafety>). It is the responsibility of College of the Redwoods to protect life and property from the effects of emergencies within its own jurisdiction.

In the event of an emergency:



1. Evaluate the impact the emergency has on your activity/operation and take appropriate action
2. Dial 911, to notify local agency support such as law enforcement or fire services.
3. Notify Public Safety 707-476-4111 and inform them of the situation, with as much relevant information as possible.
4. Public Safety shall relay threat information, warnings, and alerts through the Everbridge emergency alert system, Public address system, and when possible, updates on the college website, to ensure the school community is notified.
5. Follow established procedures for the specific emergency as outlined in the College of the Redwoods Emergency Procedure Booklet, (evacuation to a safe zone, shelter in place, lockdown, assist others if possible, cooperate with First Responders, etc.).
6. If safe to do so, notify key administrators, departments, and personnel.
7. Do not leave campus, unless it is necessary to preserve life and / or has been deemed safe by the person in command.

Klamath-Trinity Campus Emergency Procedures

Please review the responsibilities of, and procedures used by, the College of the Redwoods, KlamathTrinity Instructional Site (KTIS) to communicate to faculty, staff, students and the general public during an emergency. It is the responsibility of College of the Redwoods, Klamath-Trinity Instructional Site (KTIS) to protect life and property from the effects of emergency situations within its own jurisdiction.

In the event of an emergency, communication shall be the responsibility of the district employees on scene:

1. Dial 911, to notify local agency support such as law enforcement or fire services.
2. If safe to do so, notify key administrators, departments, and personnel.
3. If safe to do so, personnel shall relay threat information, warnings, to ensure the school community is notified.
4. Contact 530-625-4821 to notify of situation.
5. Contact Hoopa Tribal Education Administration office 530-625-4413
6. Notify Public Safety 707-476-4111.

In the even of an emergency, the responsible district employee on the scene will:



1. Follow established procedures for the specific emergency as outlined in the College of the Redwoods Emergency Procedure Booklet.
 2. Lock all doors and turn off lights if in lockdown due to an active shooter or similar emergency.
 3. Close all window curtains.
 4. Get all inside to safe location Kitchen area is best internal location.
 5. If a police officer or higher official arrives, they will assume command.
 6. Wait until notice of all is clear before unlocking doors.
 7. If safe to do so, move to the nearest evacuation point outside building (Pooky's Park), directly behind the Hoopa Tribal Education Building.
 8. Do not leave site, unless it has been deemed safe by the person in command.
- Student Support
Services (required for online classes)

Instructor Message:

While I make every effort to follow the standards and schedule of this syllabus there may be times when changes are necessary. I will inform the class through the announcement board and/or class messages of any changes. Please review the grading criteria, some of your lower scores are dropped from your final grade. There is one extra credit assignment available. If you post about child or elder abuse, I may be obligated to report to Humboldt County Protective Services. Please contact me with any concerns or questions.

I hope you enjoy the class and feel free to email me with any questions,

Dr. Heidi Morgan.

(Note: Some content borrowed with permission from Mark Winter Ph.D.)

Official Course Outline

<https://redwoods.elumenapp.com/public/course/60/6f3889d3-c3c2-11eb-97da-37874d4e65f6/6f3889d3-c3c2-11eb-97da-37874d4e65f6>

<https://redwoods.elumenapp.com/public/course/60/6f3889d3-c3c2-11eb-97da-37874d4e65f6/6f3889d3-c3c2-11eb-97da-37874d4e65f6>

